


The Colorado Cactus & Succulent Society promotes education, enjoyment, cultivation, and conservation of cacti and other succulents among our members and the larger community



Colorado Cactus & Succulent Society

Remember, Dues are due

Newsletter editor, [Linda Meyer](#)
Please send ideas, comments,
critiques, and kudos to enhance
future newsletters

**UPDATE 3/13/2020
MEETING CANCELLED**

**Meeting Tuesday, March 17
6:00 pm, Mitchell Hall**

UPDATE March 13, 2020

We have also cancelled the March Meeting. We had planned on discussing plans for the Sale, preparing plants for the Show, and having some snacks, but sadly that is no longer necessary. Except for snacks. Snacks are always necessary.

Please read, reread, and read again Randy's message about our search for a new President!

Please, everyone, stay safe and stay healthy...Our club depends on each and every one of you.

Thanks Again, See You in April, or Perhaps Getting Some Snacks,

March Show Plants:

Echinocereus

Adromischus

See more info about show plants on p 3

A Message from the CCSS Board:

Out of concern for the health of our guests and volunteers plus the staff of the Event Center, and to help slow the overall spread of the coronavirus outbreak, we are postponing the 2020 CCSS Show and Sale. The CCSS Board has discussed and debated this action continuously over the past week, but this was a unanimous decision.

We are looking at various options, in terms of dates and locations, to hold the Show and Sale later in the year. We understand this will cause some level of inconvenience and disappointment for our members, vendors, customers, everyone associated with either the Show or the Sale, but we think this is the most prudent and responsible decision.

Notes from the Re-Potting Bench

The prospect of new twin grandbabies has lured Jerry Vaninetti to the Pacific Northwest. He stepped down as President in February and we are now looking for a member to come forward to take the reins of CCSS. Our club is continuing to grow and prosper as more people discover the beauty and diversity of cacti and succulents. We need new leadership and ideas to take advantage of this trend.

The president of the society is not a demanding position, mostly requiring the running of monthly-meetings, chairing board meetings and delegating responsibilities to society members who are interested in leading the activities of CCSS. When I was president of CCSS, I probably spent no more than two to three hours a week on society business, with the majority of the time concentrated on running meetings, checking in with the individuals responsible for the activities of the society and conducting outreach to the community.

Currently, there are three individuals (Panayoti Kelaidis, Rod Haenni and me) serving on the board who are past presidents of the society, providing a wealth of knowledge, experience and mentoring to anyone who would like to become part of the leadership team.

If you are interested in this position, I encourage you to contact me, or anyone else on the board to talk about the responsibilities of the president. I also encourage you to attend a board meeting to find out how the board operates and what is entailed in conducting the meeting. Board meetings are open to all society members and are generally held bi-monthly or on an as-needed basis. Details about board meetings will be sent via email or advertised in the monthly newsletter.

Be sure to tell your friends about the upcoming show and sale. It promises to be another great one like last year.

Randy Tatroe

Vice-President



Blooming plants in Scott Burkholders greenhouse, this month

Right: Othonna is a winter-grower from succulent from South Africa. It lives on the floor in the coldest, wettest spot in the Greenhouse, and this is it's time to shine!

Left: Tiger Aloe is also from South Africa. It was sitting on a rack in a sunnyspot, and decided all its own to bloom.



March Plant Show *Echinocereus* and *Adromischus*

by Pedro Galvez

Echinocereus is a genus of ribbed, usually small to medium-sized, cylindrical cacti, comprising about 70 species native to the southern United States and Mexico in very sunny, rocky places. Within this genus is our State Cactus, *echinocereus triglochidiatus* (claretcup cactus) known for its showy, funnel shaped brilliant red-orange blooms. *Echinocereus* have a very wide range of shapes and sizes, ranging from small balls with spines to thin columns. Like other cacti, the *Echinocereus* have beautiful flowers and edible fruit. They are sometimes called the hedgehog cactus due to its appearance.

Cultivation is easier than most other genre of cactus. Requiring light soil, a sunny exposure, and a fresh and dry winter to flower. They grow better in soil slightly richer than other cacti. In the wild, several of the species are cold hardy, tolerating temperatures as low as -23°C, but only in dry conditions. Propagation can be done via offsets or seed. To take an offset, remove the small plantlet, then let dry until callous forms on the cut. Carefully plant the cutting in a cactus soil and keep warm and just barely moist until new growth emerges. For seed propagation: plant the seeds in a shallow mix and keep them warm and slightly damp. Germination takes place in about two weeks.



adromischus marianiae var. *hallii* 'Pink'



Echinocereus Rubrispinus, flowering

Adromischus is a genus of easily propagated leaf succulents from the Crassulaceae family. *Adromischus* are endemic to southern Africa and their leaves come in all shapes, sizes textures and colors but usually grow as compact clusters of leaves. There are many man made hybrids as well as some naturally occurring hybrids. Some species are highly coveted and fetch high prices.


In cultivation many species are easy to grow in a well draining gritty mix growing well on a window ledge or top shelf of a greenhouse. Typically growing more during Spring and Autumn, most species exhibit a summer dormancy and slow growth considerably during true winter. From my own experience they seem to grow year round in moderate temperatures. They can handle cold (cold hardy to 19°F) frost free conditions if kept dry. Feed a diluted general fertilizer during spring and autumn growth periods. This genus can easily be propagated via leaf propagation, you'll find more success during the warmer times of the year preferably taking leaf cuttings during spring. This will give the leaves enough time to do their thing during summer and fall. Be sure to keep leaf cuttings in a shaded spot.

2020 Monthly Show Plant Schedule


Month	Cactus	Succulent
January	Mammillaria	Aloe
February	Stenocactus, Echinofossulocactus	Haworthia
March	Echinocereus	Adromischus
April	Favorite Cactus	Favorite Succulent
May	Gymnocalicium	Caudiciforms
June	Rebutia, Aylostera, Sulcorebutia, Weingartia,	Echeveria
July	Astrophytum	Stapeliads (Stapelia, Huernia, Orbea, etc.)
August	Mini (3in or less)	Mini (3in or less)
September	Discocactus, Uebelmania	Agave, Manfreda, (inc. x Mangave)
October	Variegated Cactus	Variegated Succulent
November	Turbinicarpus	Pelargonium, Sarcocaulon, Tylecodon
December	Holiday Party	Holiday Party

February cacti winner, Seth Westbrook

February succulent winner Bruce Price



March 2020



Invitation to Show at the 2020 Show and Sale

by Roswitha Moehring

NOTE: This article is good for any date for which the sale is re-scheduled and will be reprinted then.

As the co-chair of the Show Committee for the 2020 Show and Plant sale, I would like to invite all CCSS members, especially new members, to enter plants in the Show of the upcoming annual Show & Sale. Plants need to be checked in on Friday afternoon, preferably before 5 PM.


Do not bring saucers for your pots and do not water your plants on that Friday which may cause leaks on the tablecloths. Water your plants a couple of days before the show if needed.

An entry card needs to be filled out for each plant and placed next to your plant(s). Entry cards will be made available at our next regular meeting on March 17 and when you check in your plants.

Judging will take place early Saturday morning. Plants of novice CCSS members are in a separate section and on different tables than the plants in the “open” show category of “advanced” succulent/cacti growers. Anyone with less than 25 blue ribbons qualifies for the novice category.

It is not too late to select a plant for the show. Even one good-looking plant is welcomed. The plant must be bug-free, healthy, can be small or large, young or old, as long as it is mature and displays characteristic features of its genus and species. Do some research on your plant and find out its correct botanical name according to standard nomenclature. You'll find good info with photos on the internet.

Lastly, you will see a brief demo on how to pot or re-pot a cactus/succulent, select an appropriate pot, clean up your plant if needed and apply a dressing at the March meeting. Some samples of dressings will be shown. *Photo below is from Roswitha Moehring's collection*



Hypertufa, first in a series of articles by Bruce Price

Good Day cactus & succulent lovers!!

As a new industry member at CCSS I'm here to share with you my adventures with hypertufa. What it is, how it's made, and why it's such a great home for your favorite cacti and succulents. It's easy to master, inexpensive to produce from easy to acquire materials and requires no special equipment.

What is hypertufa?

Hypertufa was developed in the 19th century as a replacement for the rock tufa. Being relatively soft, tufa is easy to cut and shape so it was used by many horticulturists, particularly for alpine plants that do very well in it. Tufa is a type of limestone formed when carbonate minerals precipitate out of ambient temperature water. Its high porosity allows for a rich home for many microorganisms. Hypertufa shares this feature providing friendly spaces for a beneficial microbiome.

As the price of tufa increased what was a gardener going to do but invent hypertufa!!

It's a very versatile material used for simple small pots and large ornamental troughs to stepping-stones for a wandering path.

Classic materials for hypertufa are perlite, peat moss, and Portland cement. My own recipe uses vermiculite for aesthetic reasons and coconut coir for environmental ones.

Being much more porous than either ceramic or concrete, roots are kept happy with good circulation, a health environment, and excellent moisture control. And it's much lighter to boot!

The next issue will cover my recipe for mixing, molding, and curing. Happy planting!

Photos by Bruce Price of his collection



Escobaria missouriensis—An Obscure Gem

by Rod Haenni

Escobaria missouriensis is not found in Missouri but is found near the banks of the Missouri River in Montana. This Colorado native has a very large range, from Montana to North Dakota down to eastern Kansas and into Texas, then west to Arizona, Utah and western and eastern Colorado. In the Front Range of the Denver metro area, it is associated with other cacti including *Pediocactus simpsonii*, *Echinocereus viridiflorus*, *Escobaria vivipara*, *Opuntia polyacantha* and *Opuntia macrorhiza*.

Persistent and attractive red holly-type fruit remain on the cactus, from summer until the following spring, nestled under a sparse birds nest of white to straw-colored spines. This is a clump-forming cactus with small mounds one foot or more across not uncommon in Colorado and elsewhere in its range. Frequently growing amongst grasses 6-12" high, it is easy to overlook. Flowering begins in late April and extends through May and the flowers are star-shaped, usually yellowish to greenish-brown but bright pink flowers are also known.

Escobaria missouriensis is easy to grow from seed and long-lived. It will look right at home in any rock or crevice garden and does well with just morning sun. It is sometimes confused with *Escobaria vivipara* and *Pediocactus simpsonii* when not in flower or fruit, but the sparser pale spination makes correct identification easy when compared to either of the other two species. It is also less common and favors habitats, such as red rock Lyons Formation sandy soil, where the other two species are almost unknown.



Escobaria missouriensis in fruit and flower



Escobaria missouriensis

March Word Search

T I Y B Z A A U I M K K L O I N N I X I Y D S B D
 Y T H W S U H C S I M O R D A U J E Z C O I M S K
 N E G B U U D C P T C W K I X R V W K I Y O A P P
 F W B P E C T I N A T U S U T A T S I R C L W O N
 I Q Q M N H R C E L I S Y G N R H N R F S P N G G
 D N I F I Z E F A U H S V S O Q A E U T U I A B I
 G J Y Y C R Q F T C D T U V E D B A O I V D X B P
 F E T W C P R D E N Y E I N V W D N U O M W D X I
 N R F Z O I I F U U U D H I A I I H D H P L T S V
 H R Q B C A O F G D Z I R R T I O B B N Z J S H V
 W H J A T B F R R E A I T A B O L I S I C N I I G
 F D W G S S I Q E P D S L R H E P E T R A S Y H H
 S L S S U X D W H I K U F E X D Y E P E O K S O Z
 T H O M E F H G F G C C K P Y Y L G T P Y D D J D
 V G M W R N H L L N T H F V B B O O N O I L P R I
 E E E Y E P O Q U O G H E O B F P H C O W N T X V
 R V A Y C R M D S L B M N N C X C E R C U E K O U
 Y I M I O O E F P C H U D U B A N G H B X E N Z F
 E D S U N P U C T E R A L C S A W D P Y H N Q Z D
 L Y S V I A W H U B O R E A L I C E D R O Q V R X
 X F E V H G I J W M R Y R A R E F H I F X F S A X
 E G E G C A N R X Q B X I L E N M K I K O F U T F
 K R O S E T T E A Z C E O K G T O V C I E Q X A B
 B K K F T E E T I M W T N Z G N O K V S T C I S H
 X U Y E T Z R E E D E E Y T T M Q K V D K G B L T

March Word Bank

ECHINOCEREUS

ADROMISCHUS

AFRICA

BOREALI

BREVIPEDUNCULATI

INCISILOBATI

LONGIPEDUNCULATI

COOPERI

CRISTATUS

CLARET

WINTER

COCCINEUS

COLDHARDY-
CACTUS

HEDGEHOG

GLOBULAR

STRAWBERRY

PROPAGATE

FLOWER

MARIANIAE

RECUMBENT

ROSETTE

SUMMER

KNIPPELIANUS

VIRIDIFLOUS

PECTINATUS

REICHENBACHII

POLYPLOID

DIPLOID


CLARETCUP

ALSTONII

FENDLERI

MOUND

March Crossword



Created using the Crossword Maker on TheTeachersCorner.net

Across

4. This form of Adromischus has wavy ridges at it's leaf points, also called crinkle leaf
6. Echinocereus is commonly referred to as this, coming from the Greek word 'echinos'
7. The monthly succulent is also endemic to this small country
9. This type of propagation is possible with Echinocereus and other cactus that produce pups or plantlets.
11. The monthly succulent is endemic to the southern part of this continent
13. The last name of the person who first described this succulent in 1852
14. This task is particularly easy with Adromischus since it can be rooted from a single leaf
15. This structure last longer than other typical cacti in most conditions
16. This 'Mexican rainbow cactus' is a type of Echinocereus that has very colorful spines
17. The term for a cactus that has few if any spines
19. The monthly succulent genus for March
21. When temps fall below freezing, Echinocereus is considered to be 'Winter _____'.
22. The family of plants that this month's succulent belongs to
23. This genus is generally divided into this many sections based on shared characteristics and relationships like flower structure.

Down

1. A very popular and widely variable species of Adromischus common in cultivation and can be difficult to take care of.
2. Since leaf drop is common among Adromischus species, it can be difficult to attain a large, show quality plant referred to by this general term.
3. This edible part of Echinocereus is becoming more popular as it is incorporated by more and more food industries
5. This state's flower is the Red Claret Cup, Echinocereus triglochidiatus
8. The Monthly Cactus genus for March
10. Adromischus has 28 of these and Echinocereus, about 70
12. Probably the most common species of Adromischus grown in cultivation
18. Echinocereus is referred to as 'hedgehog' because stems will age and clump to form these
20. Echinocereus is a genus commonly found in the US and this southern neighboring country

On Your Calendar 2020 Meetings

2/8/2020	6p-9p	PSB
3/17/2020	630-9p	PSB
4/21/2020	630-9p	FNC Auditorium
5/19/2020	630-9p	FNC Auditorium
6/16/2020	630-9p	FNC Auditorium
7/21/2020	630-9p	FNC Auditorium
8/18/2020	630-9p	FNC Auditorium
9/15/2020	630-9p	FNC Auditorium
11/21/2020	10:30a-1p	FNC Auditorium
12/5/2020	10:30a-1p	FNC Auditorium

Editors note: FNC Auditorium listed above is “Freyer Newman Center”, the name for the large new building to the north of the Boetcher education Building at DBG. It should be operational by late spring!



Drive to the meetings or create a succulent garden

Support our Industry Partners

Nurseries and Garden Centers

Tagawa Gardens

Full-service garden center, with a good selection of cacti & succulents

7711 S Parker Rd, Centennial, CO 80016

303-690-4722

Nick's Garden Center

Full-service, garden center, with a good selection of cacti & succulents

2001 S Chambers Rd, Aurora, CO 80014

(303) 696-6657

Southwest Gardens

Locally owned – with a passion for growing succulents & plants

4114 N Harlan St, Wheat Ridge, CO 80033

303-423-5606

Echter's Nursery & Garden Center

Full-service garden center, with a good selection of cacti & succulents

5150 Garrison St, Arvada, CO 80002

303-424-7979

O'Tooles Garden Center

Full-service garden center, with a good selection of cacti & succulents

1404 Quail St, Lakewood, CO 80215 – Phone 303-232-6868

5201 S Federal Blvd, Littleton, CO 80123 – Phone 303-347-8027

9400 Wadsworth Pkwy, Broomfield, CO 80021 – Phone 303-423-8361

Support our Industry Partners

Nurseries and Garden Centers cont.

Front Range Gardens (Emerald Leaf affiliate)

Full-service garden center, with a good selection of cacti & succulents

10195 Wadsworth Blvd, Broomfield, CO 80021

(303) 469-3369

<http://www.frontrangegardens.com/>

Growers

Cold Hardy Cactus/Prairie Storm Nursery (Kelly & Jorge)

Cactus and succulent nursery, selling via mail-order and visits by appointment. Also does mail order

Arvada, CO

501-786-5569



Container planting

Randy Tatroe Interim President

Randy Tatroe

Panayoti Kelaidis

Vice-Presidents, Programs

rtatroe@q.com | 303-699-8958

KelaidiP@botanicgardens.org | 720-865-3604

Sharon Bolton

Treasurer

sharonbolton4599@gmail.com

Kathleen Ryan

Membership

kathleen.e.ryan@gmail.com

Steve Harley

Secretary

ccss@paper-ape.com | 303-777-6475

Scott Burkholder

Show & Sale Co-Chair

seisnoir@comcast.net | 720-480-4165

Michael Roll

Conservation and Hiking;

MichaelJRoll@gmail.com